

The Race To Value-Based Payment

Presentation to Pennsylvania Rural Health Model Summit
Keith J. Mueller, PhD
Director, RUPRI Center for Rural Health Policy Analysis
April 11 2018
Harrisburg, PA

The Change in Payment

- Starting line is fee-for-service (ffs), determined by allowable cost
- The slow lane is to modify incrementally with incentives
- Moderate lane supports elements of restructuring health finance but leaves in place current core (ffs)
- Fast lane blows past current design to a total redesign of payment, aligned with quality measures



The Vehicles: Knowledge and Tactics

- Understanding financial risk
- Knowing what influences health outcomes
- Managing care (patient)
- Managing health (population)

The Driver: Health Care Organization (Hospital) Leadership

- Generating resources and investing strategically
- Local leadership
- Facilitating coalitions



Policy Motivator: Cost

- Total expenditure growing faster than Gross Domestic Product: crowds out other uses of GDP
- Strain on national, state, local budgets
- Cost of private insurance predicted to exceed \$14,000 annually
- What is the return on investment of this use of GDP?



Track 1: The Slow Lane for Providers

- Incentives affecting small percentage of payment
- Payment change for only a small portion of patients
- Adjustments to limited number of services
- Retaining the FFS payment design

Track 2: A Moderate Pace with Potential for More Rapid Pace: ACO Model

- Fee-for-service chassis remains in place
- But payment tied to total expenditures
- With an element of quality measurement and accountability
- Accountable Care Organization: each term has meaning

Why Travel Down the ACO Lane?

- Opportunity to test (training wheels)
- Strategic investments using advance payment or other commitments
- Building delivery systems that can negotiate contracts

Medicare Results Are Mixed

- There have been savings to the Medicare program, significance in the eyes of the beholder
- Some ACOs receiving shared savings: some rural ACOs exceeding \$2 million in shared savings
- Quality scores have improved
- Is the lane most traveled: following slides show Medicare Shared Savings Plan growth, based on beneficiaries attributed to ACOs

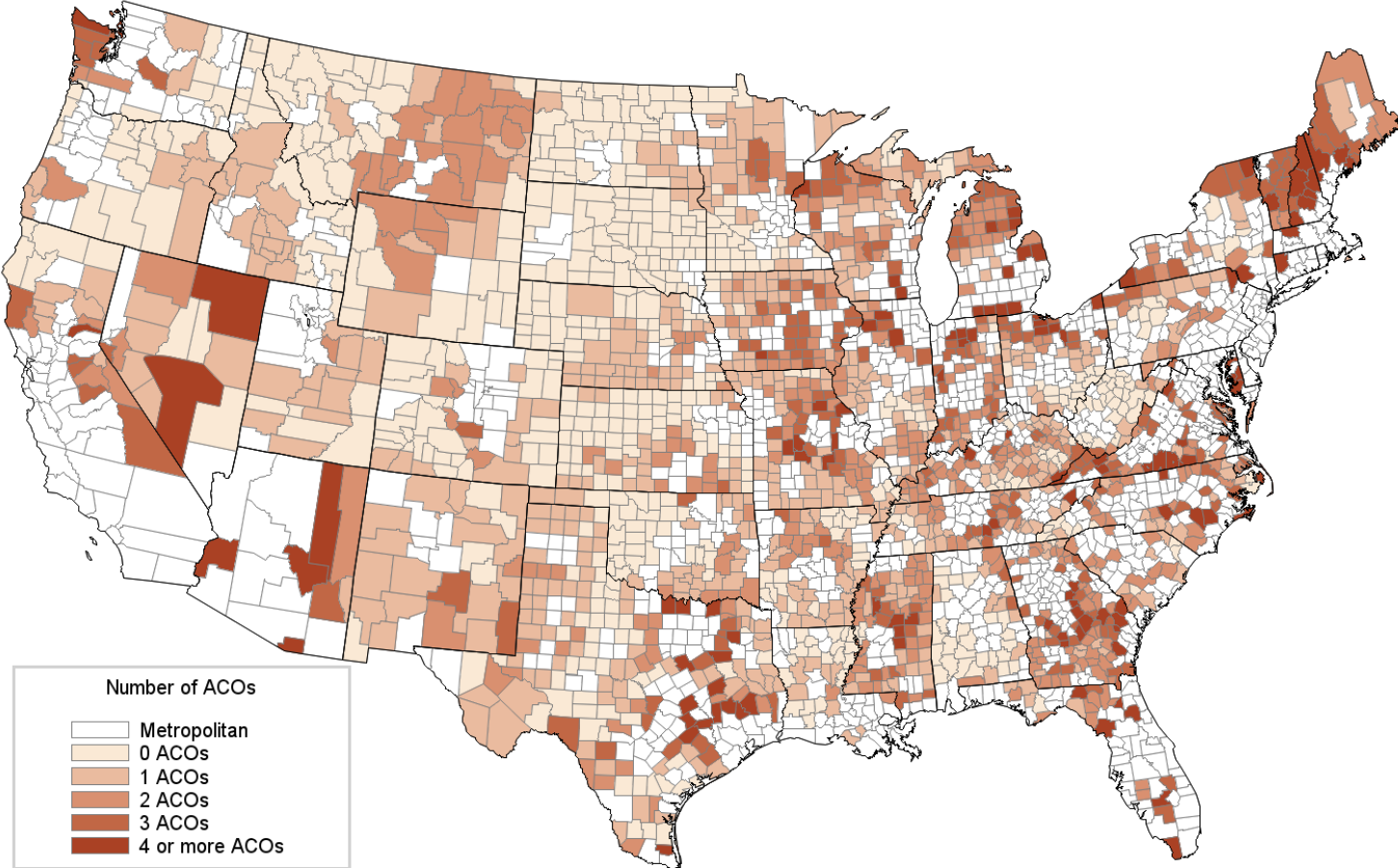
State-Level County ACO Presence and Enrollment - METROPOLITAN

State	Counties	2014		2015		2016		2014-2016 Chg.	
		1+ACO	5%+Att.	1+ACO	5%+Att.	1+ACO	5%+Att.	1+ACO	5%+Att.
Connecticut	7	100.0%	100.0%	100.0%	100.0%	100.0%	100.0%	0.0%	0.0%
Delaware	3	100.0%	66.7%	100.0%	100.0%	100.0%	100.0%	0.0%	50.0%
Maine	5	100.0%	80.0%	100.0%	80.0%	100.0%	100.0%	0.0%	25.0%
Maryland	19	100.0%	100.0%	100.0%	100.0%	100.0%	100.0%	0.0%	0.0%
Massachusetts	11	100.0%	81.8%	100.0%	90.9%	100.0%	81.8%	0.0%	0.0%
New Hampshire	3	100.0%	100.0%	100.0%	100.0%	100.0%	100.0%	0.0%	0.0%
New Jersey	21	100.0%	90.5%	100.0%	100.0%	100.0%	100.0%	0.0%	10.5%
New York	38	92.1%	63.2%	97.4%	86.8%	94.7%	73.7%	2.9%	16.7%
Ohio	38	94.7%	57.9%	100.0%	78.9%	100.0%	81.6%	5.6%	40.9%
Pennsylvania	37	73.0%	40.5%	100.0%	81.1%	100.0%	91.9%	37.0%	126.7%
Rhode Island	5	100.0%	100.0%	100.0%	100.0%	100.0%	100.0%	0.0%	0.0%
Vermont	3	100.0%	100.0%	100.0%	100.0%	100.0%	100.0%	0.0%	0.0%
Virginia	81	98.8%	81.5%	98.8%	85.2%	98.8%	88.9%	0.0%	9.1%
West Virginia	21	42.9%	23.8%	81.0%	28.6%	100.0%	57.1%	133.3%	140.0%

State-Level County ACO Presence and Enrollment - NON-METROPOLITAN

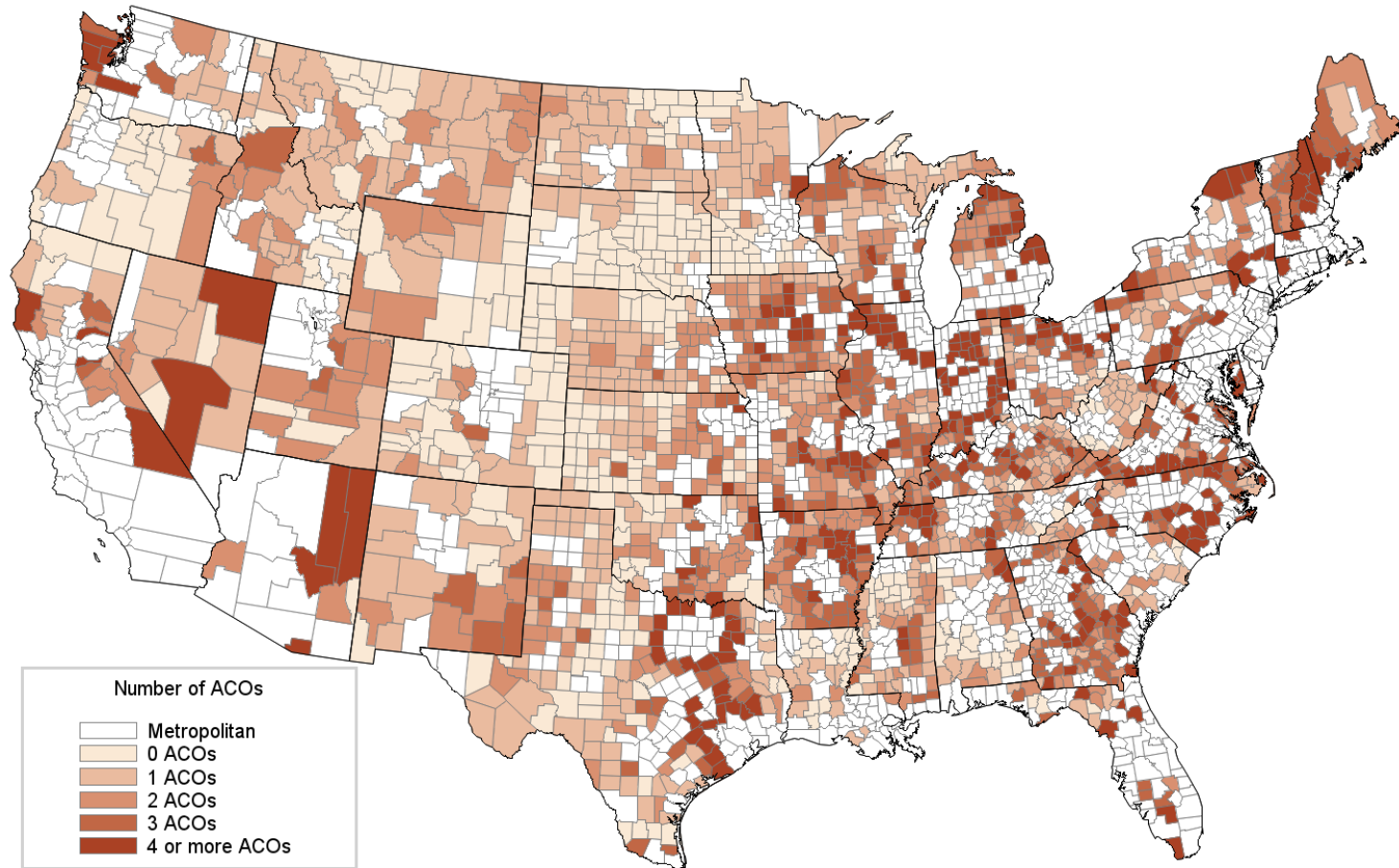
State	Counties	2014		2015		2016		2014-2016 Chg.	
		1+ACO	5%+Att.	1+ACO	5%+Att.	1+ACO	5%+Att.	1+ACO	5%+Att.
Connecticut	1	100.0%	100.0%	100.0%	100.0%	100.0%	100.0%	0.0%	0.0%
Delaware	0								
Maine	11	100.0%	81.8%	100.0%	81.8%	100.0%	100.0%	0.0%	22.2%
Maryland	5	100.0%	100.0%	100.0%	100.0%	100.0%	100.0%	0.0%	0.0%
Massachusetts	3	100.0%	33.3%	66.7%	33.3%	66.7%	0.0%	-33.3%	-100.0%
New Hampshire	7	100.0%	85.7%	100.0%	100.0%	100.0%	100.0%	0.0%	16.7%
New Jersey	0								
New York	24	75.0%	50.0%	100.0%	87.5%	100.0%	87.5%	33.3%	75.0%
Ohio	50	74.0%	40.0%	94.0%	56.0%	100.0%	80.0%	35.1%	100.0%
Pennsylvania	30	73.3%	36.7%	96.7%	60.0%	93.3%	63.3%	27.3%	72.7%
Rhode Island	0								
Vermont	11	100.0%	100.0%	100.0%	100.0%	100.0%	100.0%	0.0%	0.0%
Virginia	53	96.2%	77.4%	100.0%	84.9%	96.2%	84.9%	0.0%	9.8%
West Virginia	34	23.5%	11.8%	73.5%	35.3%	97.1%	64.7%	312.5%	450.0%

Medicare ACO Presence, non-Metropolitan Counties: 2014



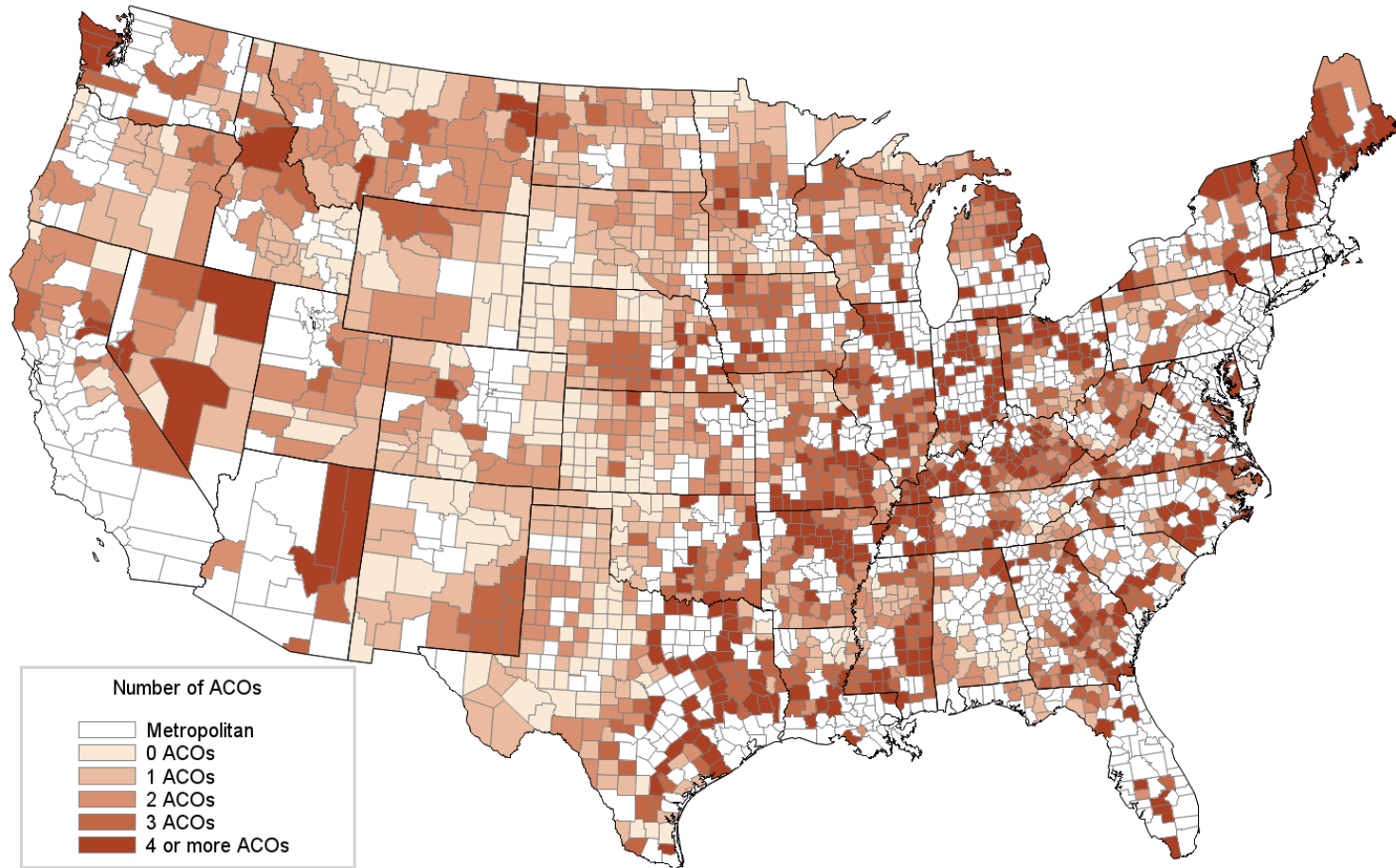
Produced by: RUPRI Center for Rural Health Policy Analysis, 2017.

Medicare ACO Presence, non-Metropolitan Counties: 2015



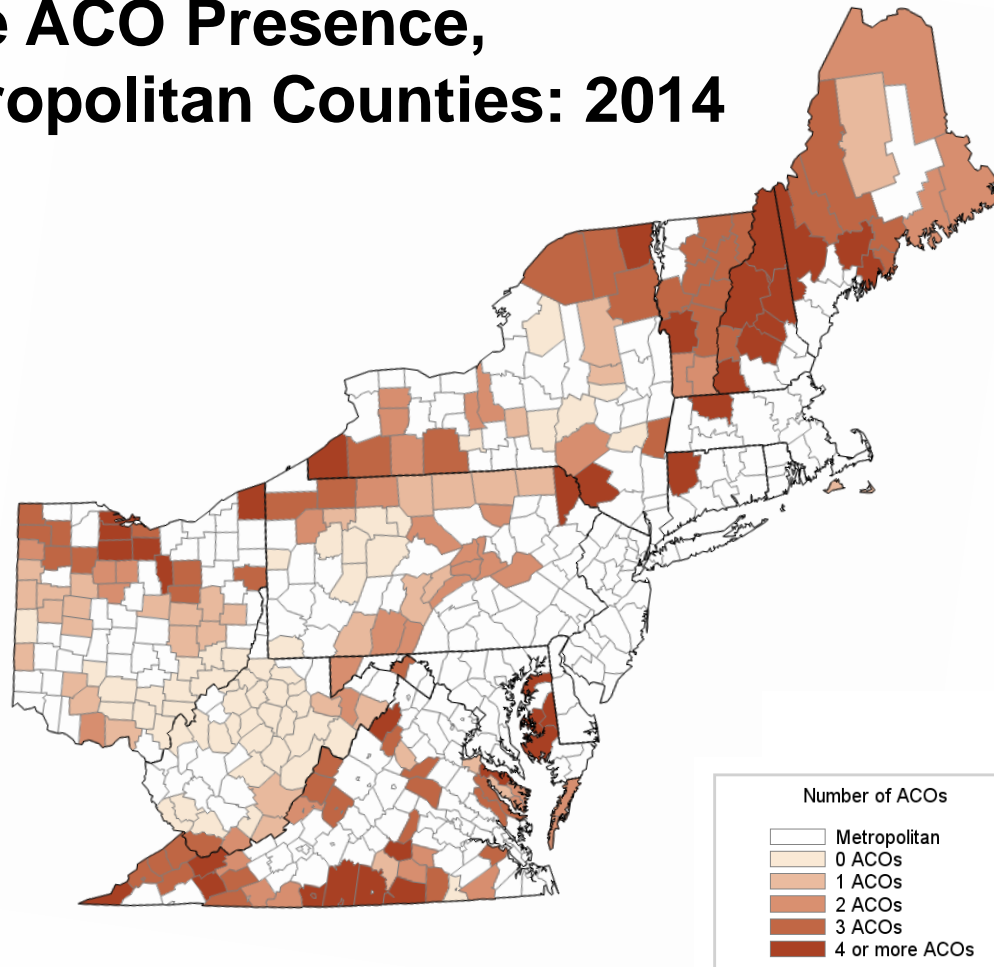
Produced by: RUPRI Center for Rural Health Policy Analysis, 2017.

Medicare ACO Presence, non-Metropolitan Counties: 2016



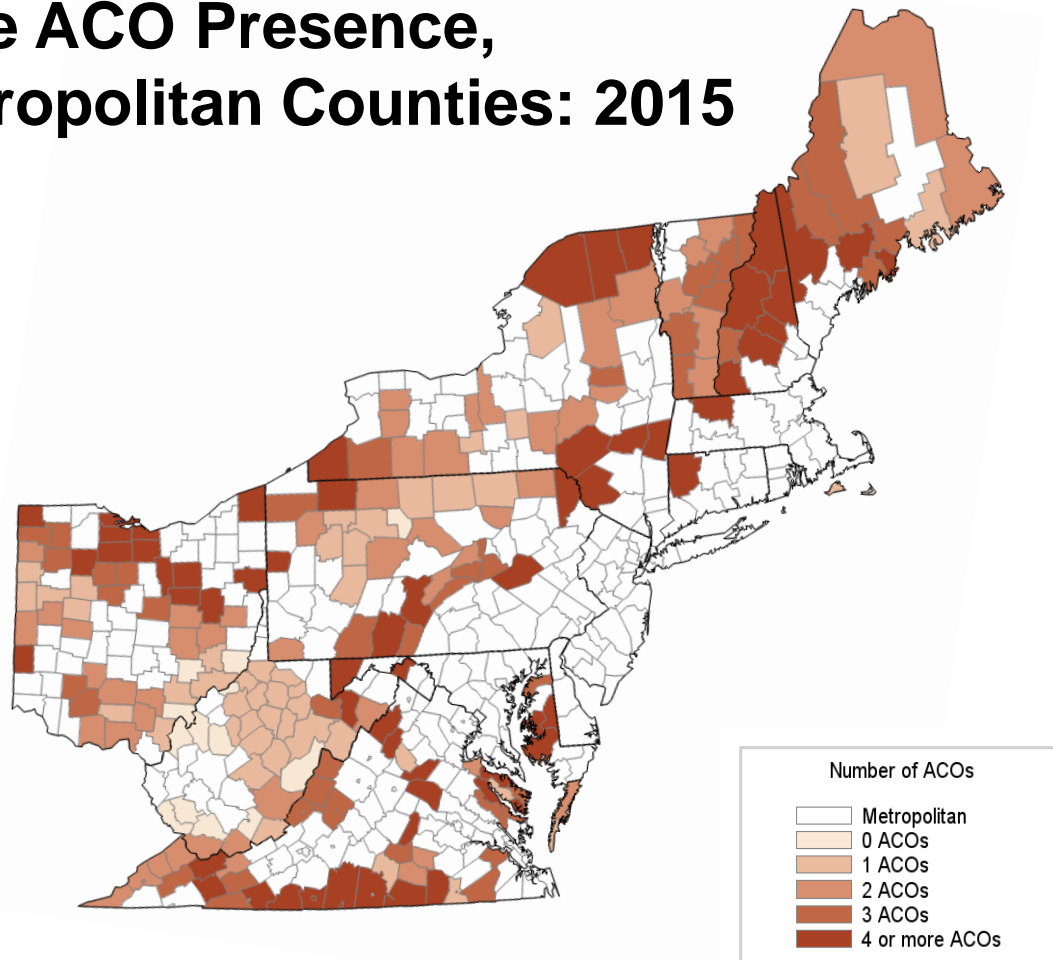
Produced by: RUPRI Center for Rural Health Policy Analysis, 2017.

Medicare ACO Presence, non-Metropolitan Counties: 2014



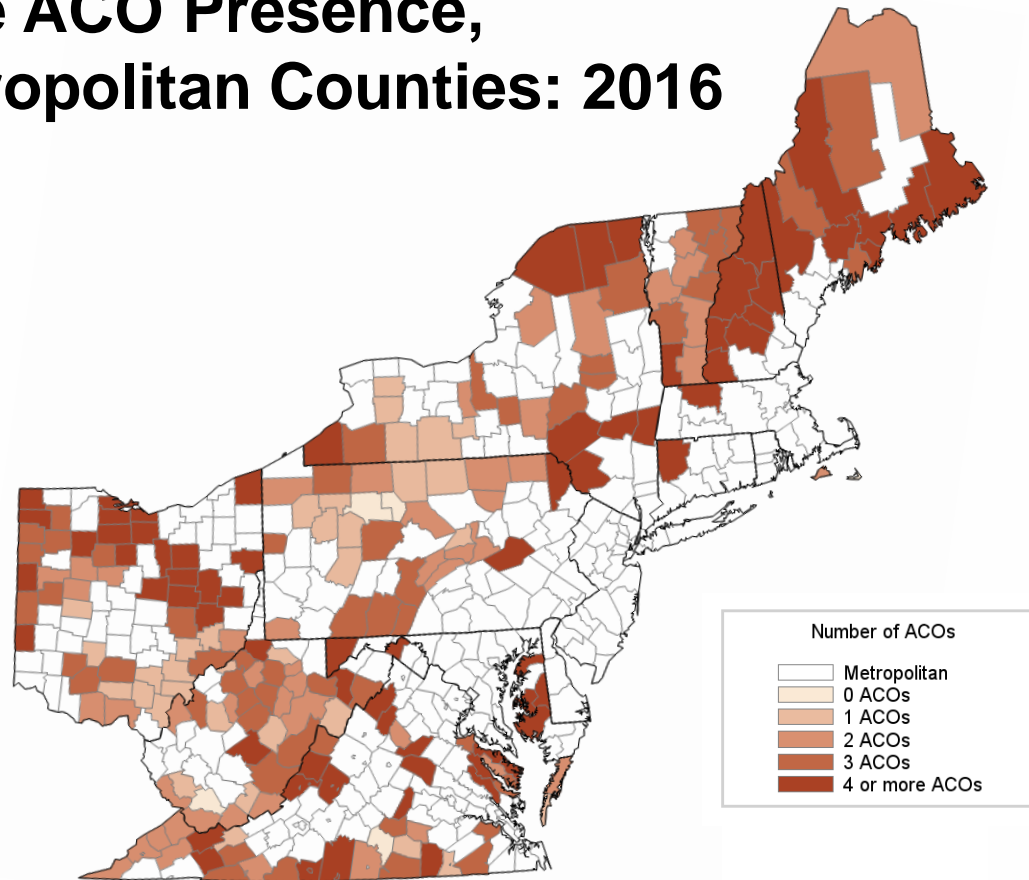
Produced by: RUPRI Center for Rural Health Policy Analysis, 2017.

Medicare ACO Presence, non-Metropolitan Counties: 2015



Produced by: RUPRI Center for Rural Health Policy Analysis, 2017.

Medicare ACO Presence, non-Metropolitan Counties: 2016

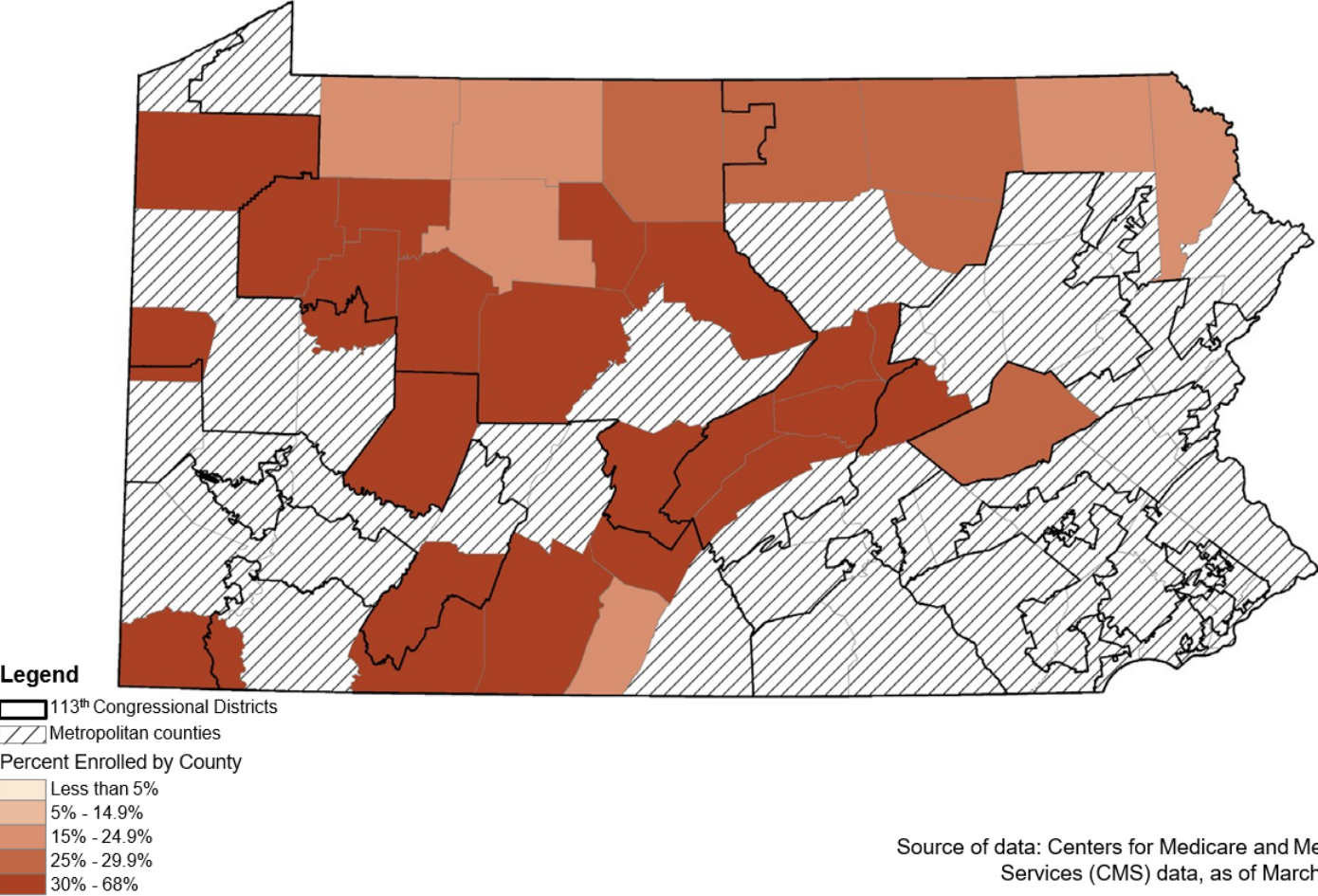


Produced by: RUPRI Center for Rural Health Policy Analysis, 2017.

Fast Lane to Controlling Cost: Fixed Cost Contracting

- Managed Care Organization (MCO) contracts in Medicaid programs
- Fixed budget between states and MCOs, “negotiated” prices between MCOs and providers
- MCO managing care: utilization generally and use of specific services
- Medicare approach with Medicare Advantage plans (MA): combine quality scoring with payment, resulting in higher outlay
- Provider payment determined by the MA plan

Percent of Eligible Medicare Non-Metropolitan Beneficiaries Enrolled in Medicare Advantage and other Prepaid Plans: Pennsylvania, March 2017



Source of data: Centers for Medicare and Medicaid Services (CMS) data, as of March 2017.

Produced by: RUPRI Center for Rural Health Policy Analysis, 2017

Track 3, Fast Lane: Global Budgeting in Maryland

- Meeting the spending targets of the demonstration (rate of growth below that of the state's economy)
- Total Medicare savings of \$429 million 2013 – 2016; net savings of \$319 million
- Quality measures also improving

Source: Nelson Sabatini, Joseph Antos, Howard Haft, and Donna Kinzer. "Maryland's All-Payer Model—Achievements, Challenges, and Next Steps." *Health Affairs Blog*. January 31, 2017.

Track 3, Fast Lane: Global Budgeting in Maryland

- The story of McCready Health in Crisfield, population 2,726 (service area approximately 7,.000)
- Increased capital investments
- Build new services

“The switch from volume payment to value payment is driving McCready to understand and improve the health status of its populations”

Sources: Joy A. Strand. “Global Budget in a Rural Hospital.” Presentation to the NRHA CAH Conference. September 22, 2016

“Global Budget Process as an Alternative Payment Model.” *Rural Innovation Profile*. Rural Health Value. www.ruralhealthvalue.org.

Track 3: Fast Lane: Direct Contracting

- System-owned insurance plans
- Contract directly with large groups
- Develop products for exchanges
- Other: could be association plans



Building the Race Car: Engine is Finance

- Current finance: pro forma
- Operating in a shared savings environment
- Understanding cross-payer issues (helps tremendously to be an all-payer demonstration)
- Operating at full risk
- Crucial to keep it lubricated: in McCready biweekly meetings of CEO and CFO to make rate adjustments



The Wheels for the Car



- Community partnerships
- Maintains continuous progress toward community health objectives
- Maintaining tire pressure: spreading resources to meet health needs through the appropriate agency

The Body of the Car: Strategies and Tactics

- Care management for high risk patients
- Identifying pressure points driving expenditures and work to control (readmissions down in MD; “high flyers” in emergency rooms)
- Population health measures to achieve community health goals



Tactics: Community-Wide Efforts

- The Heart of New Ulm Project lead by the New Ulm Medical Center (CAH): 36-member steering committee from multiple sectors focused on healthy lifestyle behaviors; diet, daily aspirin, exercise – will impact utilization
- Mt Ascutney Hospital and Health Center in Windsor, VT (CAH) formed community health infrastructure to close fragmented and decentralized care services, establishing new infrastructure and programs; result is 34,248 individuals receiving assistance in social services and numerous antidrug programs being introduced; needed to build trust with community partners, sharing credit

Source: “The Role of Small and Rural Hospitals and Care Systems in Effective Population Partnerships” Health Research and Educational Trust, AHA. June, 2013.

- Dansville, NY Noyes Health: in healthiest county in NY; work with community partners across the continuum of care; from CEO: “We no longer see ourselves as a standalone organization, but rather as part of the region’s broader healthcare ecosystem.”

Source: Ellie Rizzo, “Population Health Lessons from Hospitals in the U.S.’ Healthiest Counties: 3 CEOs Share Successes.” *Becker’s Hospital Review* June 2, 2014)

Tactics: Addressing Patient Social Needs

- Winona MN hospital: network formed to support chronically ill individuals with services that included purchasing meals post discharge: ED visits fell 91% in first three months, readmission rates 94%

Source: Rite Pyrellis, "Rural Hospitals Innovate to Meet New Health Care Challenges." *Hospitals and Health Networks*. January 13, 2015)

- St Joseph's Hospital in Highland, IL: rigorous discharge review, including daily huddles during inpatient stay

Source: John Commins, "This Tiny CAH Says 'No Excuses'" *HealthLeaders Media* September 16, 2015)

- Anson County hospital in North Carolina: designed hospital to improve communication, patient flow and create a "healing environment"; use medical home approach to care; use community health advocates and patient navigators

Source: "Re-envisioning the Rural Hospital." *North Carolina Health News*. July 31, 2015)

Tactics: Population Health

- Garden City, KS St. Catherine Hospital formed Finney County Community Health Coalition, was awarded a grant in 2007, results: drop in teen binge drinking, grew into new 501(c)(3) organization that had success with no-smoking ordinance, bus service, child health initiatives

Source: "Garden City harvests a thriving crop of community health improvement projects." *AHA News* September 12, 2014)

- Employee wellness program in Mason District Hospital, Havana, IL saved money for the hospital and improved community health; Kish*Health* System in DeKalb IL using CHNA to influence programming

Source: Melissa Henriksen and Norman Walzer. "Illinois Critical Access Hospitals: Managing Healthy Communities in Rural Illinois." *Rural Health Care White Paper Series: Issue 3* Northern Illinois Center for Governmental Studies. October, 2013.

Conclusion

- The tracks are still being defined, especially track 3
- The shift to track 3 is underway, but at different paces in different places and from different payers
- Lots of pieces already in place or available to build and drive the car

For further information

The RUPRI Center for Rural Health Policy Analysis

<http://cph.uiowa.edu/rupri>

The RUPRI Health Panel

<http://www.rupri.org>

Rural Telehealth Research Center

<http://ruraltelehealth.org/>

The Rural Health Value Program

<http://www.ruralhealthvalue.org>

Keith Mueller, PhD

Interim Dean, College of Public Health

Gerhard Hartman Professor, Health Management & Policy

Director, RUPRI Center for Rural Health Policy Analysis

145 Riverside Drive, S153A, CPHB

Iowa City, IA 52242

319-384-1503

keith-mueller@uiowa.edu

Collaborations to Share and Spread Innovation

- ✓ The National Rural Health Resource Center <https://www.ruralcenter.org/>



- ✓ The Rural Health Information Hub <https://www.ruralhealthinfo.org/>



- ✓ The National Rural Health Association <https://www.ruralhealthweb.org/>



- ✓ The National Organization of State Offices of Rural Health <https://nosorh.org/>



- ✓ The American Hospital Association <http://www.aha.org/>





The Rural Health Research Gateway provides access to all publications and projects from eight different research centers. Visit our website for more information.

ruralhealthresearch.org

Sign up for our email alerts!

ruralhealthresearch.org/alerts



Center for Rural Health
University of North Dakota
501 N. Columbia Road Stop 9037
Grand Forks, ND 58202